



Roller shutter drives with integrated radio receiver

C+plug

R12-C01a... R40-C01a



Highlight: Sensitive obstacle detection in DOWN direction with automatic reversing when flexible suspension springs or rigid shaft connectors are used




Automatic increase of the pressing force with **anti-lifting devices**



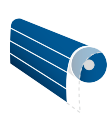
Integrated radio receiver compatible with the Centronic control unit range



Fly screen protection function



Your advantage: Automatic detection of the limit positions when flexible suspension springs or rigid shaft connectors are used



Motor head can be overwrapped



Your advantage: Automatic detection of the limit positions when flexible suspension springs or rigid shaft connectors are used



Intelligent installation management allows for limit position corrections



Blockage detection in the UP direction (anti-freeze mechanism)



Limit positions status indicator (LSI) signals missing limit positions



Upper anti-freeze mechanism with automatic shading solution length adjustment that can be additionally activated



Easy programming of the limit positions with and without fixed stops

Technical data	Item number	Torque (Nm)	Speed (rpm)	Limit switch range (revolutions)	Nominal current (A)	Power consumption (W)	Connecting cable (m)
R12-17-C01a	2010 120 132 0	12	17	64	0.50	120	*
R20-17-C01a	2020 120 115 0	20	17	64	0.7	160	*
R30-17-C01a	2030 120 113 0	30	17	64	0.95	210	*
R40-17-C01a	2040 120 112 0	40	17	64	1.1	260	*

Rated voltage: 240 V/AC/50 Hz **Operating mode:** S2 4 min **Degree of protection:** IP44

Note: Drive adapters and rings for sensitive obstacle detection can be found on page 103 and onwards.

* C+plug connecting cables are available in various versions and lengths, and are to be ordered separately (cf. table on page 38)



2 freely selectable intermediate positions can be programmed



Single, group and central control units possible with up to 16 transmitters



Soft upper stop



Dynamic torque adjustment to changes in the roller shutter element



On-site operation via conventional single button



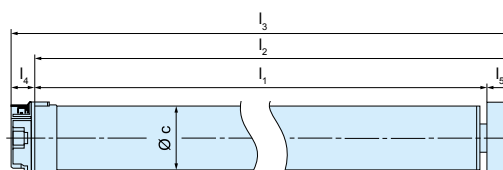
Simplified adjustment of **special functions**



Intermediate positions can be changed without deleting them before



Dimensions (in mm)	l_1	l_2	l_3	l_4	l_5	dia. c
R12-17-C01a	471	511 ¹	528 ¹	17	40 ¹	45
R20-17-C01a	500	540 ¹	557 ¹	17	40 ¹	45
R30-17-C01a	525	565 ¹	582 ¹	17	40 ¹	45
R40-17-C01a	539,5	579,5 ¹	596,5 ¹	17	40 ¹	45



¹ Drive adapter width of O-S60 (4930 200 222 0) page 103; selection of a different drive adapter will change dimensions l_2 , l_3 and l_5



BECKER